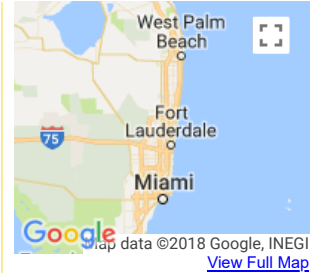




American Institute-Margate

5000 C Coconut Creek Parkway, Margate, Florida 33063

General information: (954) 781-2468
Website: www.americaninstitute.com
Type: < 2-year, Private for-profit
Awards offered: Less than one year certificate
 One but less than two years certificate
Campus setting: Suburb: Large
Campus housing: No
Student population: 267 (all undergraduate)
Student-to-faculty ratio: 23 to 1



IPEDS ID: 443234
 OPE ID: 03706300

GENERAL INFORMATION

Admissions www.americaninstitute.com/admissions
Financial Aid www.americaninstitute.com/financial-aid
Net Price Calculator americaninstitute.com/npc/margate.htm
Disability Services www.americaninstitute.com

Mission Statement

American Institute (AI) is committed to excellence in education. It is our mission to provide quality education, realistic and hands-on practical experience in program related fields, including but not limited to medical and health care facilities, spas and salons. AI enables students to develop and exhibit the professional skills, personal behaviors, and a record of reliability necessary to successfully obtain entry-level employment.

Special Learning Opportunities

Weekend/evening college

Student Services

Academic/career counseling service
 Placement services for completers

Credit Accepted

Institution does not accept dual, credit for life, or AP credits

Carnegie Classification

Not applicable, not in Carnegie universe (not accredited or nondegree-granting)

Religious Affiliation

Not applicable

Federal Aid

Eligible students may receive Pell Grants and other federal aid (e.g. Direct Loans).

Undergraduate students enrolled who are formally registered with office of disability services

3% or less

FACULTY, FALL 2016	FULL TIME	PART TIME
Total faculty (all instructional)	6	4

TUITION, FEES, AND ESTIMATED STUDENT EXPENSES

ESTIMATED EXPENSES IN THE LARGEST PROGRAM FOR FULL-TIME BEGINNING UNDERGRADUATE STUDENTS

- Beginning students are those who are entering postsecondary education for the first time.

LARGEST PROGRAM	PROGRAM LENGTH	AVERAGE COMPLETION
Cosmetology/Cosmetologist, General	1,200 contact hours	10 months

DETAILED EXPENSES	2014-2015	2015-2016	2016-2017	2017-2018	% CHANGE 2016-2017 TO 2017-2018
Tuition and fees	\$15,845	\$15,845	\$15,845	\$15,845	0.0%
Living arrangement					
Off Campus					
Room and board	\$8,600	\$8,600	\$8,780	\$8,940	1.8%
Other	\$4,460	\$4,460	\$4,220	\$4,480	6.2%
Off Campus with Family					
Other	\$4,460	\$4,460	\$4,220	\$4,270	1.2%
TOTAL EXPENSES	2014-2015	2015-2016	2016-2017	2017-2018	% CHANGE 2016-2017 TO 2017-2018
Off Campus	\$28,905	\$28,905	\$28,845	\$29,265	1.5%
Off Campus with Family	\$20,305	\$20,305	\$20,065	\$20,115	0.2%

NEXT LARGEST PROGRAMS 2017-2018

PROGRAM	PROGRAM LENGTH	AVERAGE COMPLETION	TUITION AND FEES	BOOKS AND SUPPLIES
Medical/Clinical Assistant	55 credit hours	12 months	\$18,970	\$0

PROGRAM	PROGRAM LENGTH	AVERAGE COMPLETION	TUITION AND FEES	BOOKS AND SUPPLIES
Massage Therapy/Therapeutic Massage	41 credit hours	8 months	\$12,845	\$0

MULTIYEAR TUITION CALCULATOR

Estimate the total tuition and fee costs over the duration of a typical program.

ALTERNATIVE TUITION PLANS

TYPE OF PLAN	OFFERED
Tuition guarantee plan	X
Prepaid tuition plan	
Tuition payment plan	X
Other alternative tuition plan	

FINANCIAL AID

UNDERGRADUATE STUDENT FINANCIAL AID, 2016-2017

Full-time Beginning Undergraduate Students

- Beginning students are those who are entering postsecondary education for the first time.

TYPE OF AID	NUMBER RECEIVING AID	PERCENT RECEIVING AID	TOTAL AMOUNT OF AID RECEIVED	AVERAGE AMOUNT OF AID RECEIVED
Any student financial aid ¹	84	95%	—	—
Grant or scholarship aid	82	93%	\$437,757	\$5,339
Federal grants	81	92%	\$301,327	\$3,720
Pell grants	80	91%	\$278,865	\$3,486
Other federal grants	72	82%	\$22,462	\$312
State/local government grant or scholarships	(*)	1%	(*)	(*)
Institutional grants or scholarships	28	32%	\$126,500	\$4,518
Student loan aid	82	93%	\$571,358	\$6,968
Federal student loans	80	91%	\$541,138	\$6,764
Other student loans	15	17%	\$30,220	\$2,015

- ¹ Includes students receiving Federal work study aid and aid from other sources not listed above.
- (*) Number receiving aid and total and average amounts of aid received are withheld to preserve the privacy of individuals.

All Undergraduate Students

TYPE OF AID	NUMBER RECEIVING AID	PERCENT RECEIVING AID	TOTAL AMOUNT OF AID RECEIVED	AVERAGE AMOUNT OF AID RECEIVED
Grant or scholarship aid ¹	256	66%	\$1,127,626	\$4,405
Pell grants	251	65%	\$769,778	\$3,067
Federal student loans	224	58%	\$1,224,106	\$5,465

- ¹ Grant or scholarship aid includes aid received, from the federal government, state or local government, the institution, and other sources known by the institution.
- For more information on Student Financial Assistance Programs or to apply for financial aid via the web, visit [Federal Student Aid](#).

NET PRICE

AVERAGE NET PRICE IN THE LARGEST PROGRAM FOR FULL-TIME BEGINNING STUDENTS

LARGEST PROGRAM	PROGRAM LENGTH	ACADEMIC YEAR LENGTH
Cosmetology/Cosmetologist, General	1,200 contact hours	900 contact hours

Full-time beginning undergraduate students who were awarded grant or scholarship aid from federal, state or local governments, or the institution.

	2014-2015	2015-2016	2016-2017
Average net price	\$14,413	\$14,151	\$15,794

Full-time beginning undergraduate students who were awarded Title IV aid by income.

AVERAGE NET PRICE BY INCOME	2014-2015	2015-2016	2016-2017
\$0 – \$30,000	\$14,007	\$15,017	\$15,641
\$30,001 – \$48,000	\$15,131	\$15,218	\$16,071
\$48,001 – \$75,000	\$15,871	\$14,115	\$20,152
\$75,001 – \$110,000	\$18,693	\$19,040	—
\$110,001 and more	—	—	—

- Average net price is generated by subtracting the average amount of federal, state/local government, or institutional grant or scholarship aid from the total cost of attendance for the institution's largest program. Total cost of attendance is the sum of published tuition and required fees, books and supplies, and the weighted average for room and board and other expenses for the institution's largest program. If the total length of program is greater than the academic year length, the total cost of attendance is adjusted for the academic year and the average net price is for the academic year. For programs that are less than the academic year length, the total cost of attendance and the average net price are for the entire length of the program.
- Beginning students are those who are entering postsecondary education for the first time.
- Title IV aid to students includes grant aid, work study aid, and loan aid. These include: Federal Pell Grant, Federal Supplemental Educational Opportunity Grant (FSEOG), Academic Competitiveness Grant (ACG), National Science and Mathematics Access to Retain Talent Grant (National SMART Grant), Teacher Education Assistance for College and Higher Education (TEACH) Grant, Federal Work-Study, Federal Perkins Loan, Subsidized Direct or FFEL Stafford Loan, and Unsubsidized Direct or FFEL Stafford Loan. For those Title IV recipients, net price is reported by income category and includes students who received federal aid even if none of that aid was provided in the form of grants. While Title IV status defines the cohort of student for which the data are reported, the definition of net price remains the same – total cost of attendance minus grant aid.

NET PRICE CALCULATOR

An institution's net price calculator allows current and prospective students, families, and other consumers to estimate the net price of attending that institution for a particular student.

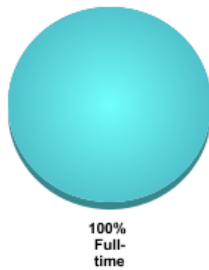
Visit this institution's [net price calculator](http://americaninstitute.com/npc/margate.htm) americaninstitute.com/npc/margate.htm

ENROLLMENT

FALL 2016

TOTAL ENROLLMENT (ALL UNDERGRADUATE)	267
Undergraduate transfer-in enrollment	0

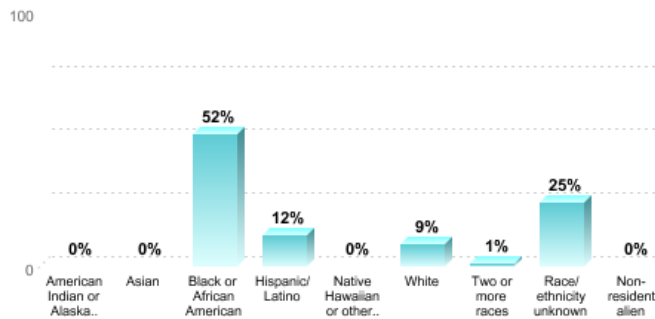
ATTENDANCE STATUS



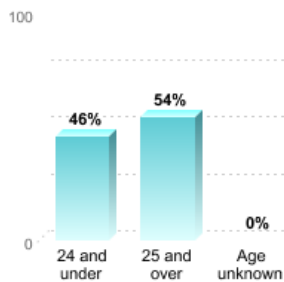
STUDENT GENDER



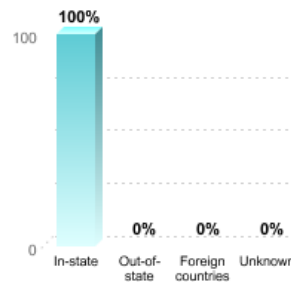
STUDENT RACE/ETHNICITY



UNDERGRADUATE STUDENT AGE



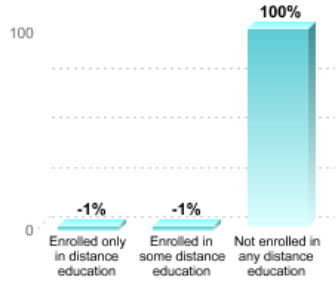
UNDERGRADUATE STUDENT RESIDENCE



- Age data are reported for Fall 2015.
- Residence data are reported for first-time degree/certificate-seeking undergraduates.

UNDERGRADUATE DISTANCE EDUCATION STATUS

UNDERGRADUATE DISTANCE EDUCATION STATUS



ADMISSIONS

Undergraduate application fee (2017-2018): \$150

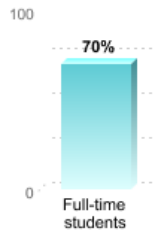
- This institution has an open admission policy. Contact the institution for more information.

RETENTION AND GRADUATION RATES

FIRST-TO-SECOND YEAR RETENTION RATES

Retention rates measure the percentage of first-time students who return to the institution to continue their studies the following fall.

RETENTION RATES FOR FIRST-TIME STUDENTS



Percentage of Students Who Began Their Studies in Fall 2015 and Returned in Fall 2016

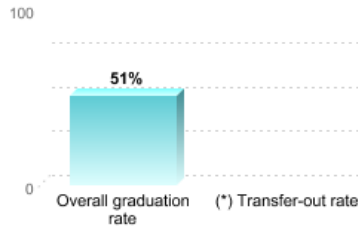
OVERALL GRADUATION RATE AND TRANSFER-OUT RATE

The overall graduation rate is also known as the "Student Right to Know" or IPEDS graduation rate. It tracks the progress of students who began their studies as **full-time, first-time degree- or certificate-seeking students** to see if they complete a degree or other award such as a certificate within 150% of "normal time" for completing the program in which they are enrolled.

Some institutions also report a transfer-out rate, which is the percentage of the full-time, first-time students who transferred to another institution.

Note that not all students at the institution are tracked for these rates. Students who have already attended another postsecondary institution, or who began their studies on a part-time basis, are not tracked for this rate.

OVERALL GRADUATION AND TRANSFER-OUT RATES FOR STUDENTS WHO BEGAN THEIR STUDIES IN 2014-15



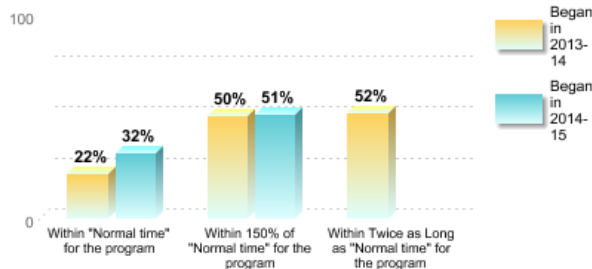
Percentage of Full-time, First-Time Students Who Graduated or Transferred Out Within 150% of "Normal Time" to Completion for Their Program

- (*) Not all institutions report transfer-out rates.

GRADUATION RATES BY TIME TO COMPLETION

Graduation rates can be measured over different lengths of time. "Normal time" is the typical amount of time it takes full-time students to complete their program. For example, the "normal" amount of time for many associate's degree programs is 2 years. Not all students complete within the normal time, so graduation rates are measured by other lengths of time as well, including "150% of normal time" (e.g., 3 years for a 2-year program) and "200% of normal time," or twice as long as the normal time (e.g., 4 years for a 2-year program).

GRADUATION RATES FOR STUDENTS WHO BEGAN THEIR PROGRAM IN 2013-14 OR 2014-15, BY TIME TO COMPLETION



GRADUATION RATES FOR STUDENTS WHO BEGAN THEIR PROGRAM IN 2013-14 OR 2014-15, BY TIME TO COMPLETION
 Percentage of Full-time, First-time Students Who Graduated in the Specified Amount of Time

OUTCOME MEASURES

PROGRAMS/MAJORS

COMPLETIONS (NUMBER OF AWARDS CONFERRED) 2016-2017

Completions are the number of awards conferred by program and award level.

PROGRAM	<1 YEAR CERTIFICATE	1 TO <2 YEAR CERTIFICATE
Health Professions and Related Programs		
Massage Therapy/Therapeutic Massage	27	-
Medical/Clinical Assistant	-	40
Category total	27	40
Personal and Culinary Services		
Cosmetology/Cosmetologist, General	-	43
Category total	-	43
Grand total	27	83

- Data shown are for first majors.
- (-) Program is not offered at this award level.

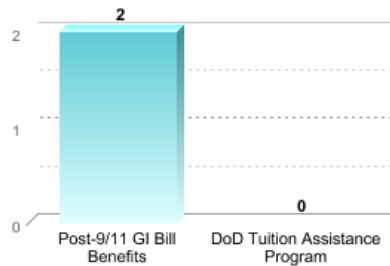
SERVICEMEMBERS AND VETERANS

Services and Programs for Servicemembers and Veterans

Dedicated point of contact for support services for veterans, military servicemembers, and their families

EDUCATIONAL BENEFITS, 2016-2017

NUMBER OF STUDENTS RECEIVING BENEFITS/ASSISTANCE



Average amounts of benefits/assistance awarded through the institution are withheld to preserve the privacy of individuals.

VARSITY ATHLETIC TEAMS

ACCREDITATION

INSTITUTIONAL ACCREDITATION

AGENCY	PERIODS OF ACCREDITATION	STATUS
Accrediting Commission of Career Schools and Colleges	7/28/2002 -	Accredited

[FINANCIAL AID FOR POSTSECONDARY STUDENTS - Accreditation & Participation](#)

CAMPUS SECURITY

COHORT DEFAULT RATES

THREE-YEAR OFFICIAL COHORT DEFAULT RATES

FISCAL YEAR	2014	2013	2012
Default rate	10.1%	12.0%	11.8%
Number in default	19	25	47
Number in repayment	187	208	398

For further information on default rates please visit the [Cohort Default Rate Home Page](#). This school's six-digit OPE ID is 037063.

AID PROGRAMS

Federal Direct Loan (Direct Loan)